

Scaled data based on original data using
LM-79-08 Approved Method: Electrical and Photometric Measurements of Solid-
State Lighting Products

Test Report Prepared for
Cooper Lighting Solutions
(formerly Eaton)

Brand: McGRAW-EDISON

Report Number: P386011

Luminaire Tested: **GWC-SA1C-760-U-T4FT**

Issue Date: 3/3/2020

Test Information

Test Method: LM-79-08
Report Number: P386011
TEST IS SCALED FROM IESNA LM-79-08 TEST DATA (G2-1903-205-16)
Test Lab: INNOVATION CENTER
Issue Date: 3/3/2020
Manufacturer: COOPER LIGHTING SOLUTIONS (FORMERLY EATON)
Product Line: MCGRAW-EDISON
Catalog Number: GWC-SA1C-760-U-T4FT
Description: GALLEON WALL LUMINAIRE
(1) 70 CRI, 5700K, 1050mA LIGHTSQUARE WITH 16 LEDS AND TYPE IV FORWARD
THROW OPTICS
Light Source: -
Ballast/Driver: ELECTRONIC DRIVER

Summary

Lumens per Lamp: N/A
Luminaire Lumens: 7599 lumens
Efficiency: N/A
Efficacy: 128.8 lumens/watt
Luminous Opening: Rectangular (W 0.5' x L: 0.5' x H: 0')
IES Classification: Type IV - Short
BUG Rating: B1 - U0 - G3

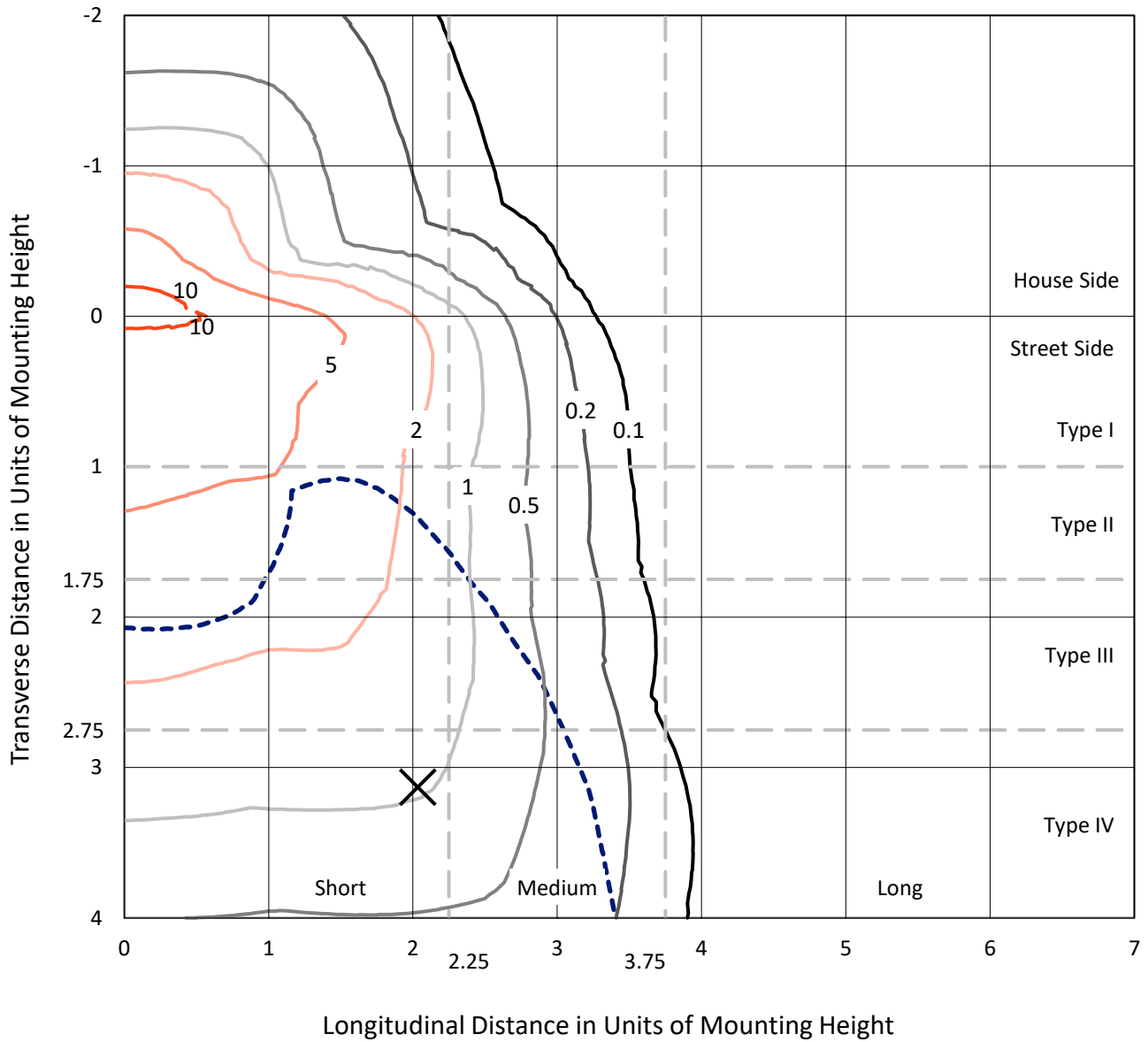
Input Watts (W): 59
Input Voltage (V): NR
Input Current (A_{in}): NR
Voltage Rise (V): NR
Power Factor: NR
Total Harmonic Distortion (THDi): NR
Frequency (hertz): 60
Stabilization Time: NR
Operation Time: NR
Ambient Temperature (°C): NR
Test Distance: 24 FT



REPORT NUMBER: P386011
 CATALOG NUMBER: GWC-SA1C-760-U-T4FT

Iso-Footcandle Lines of Horizontal Illumination

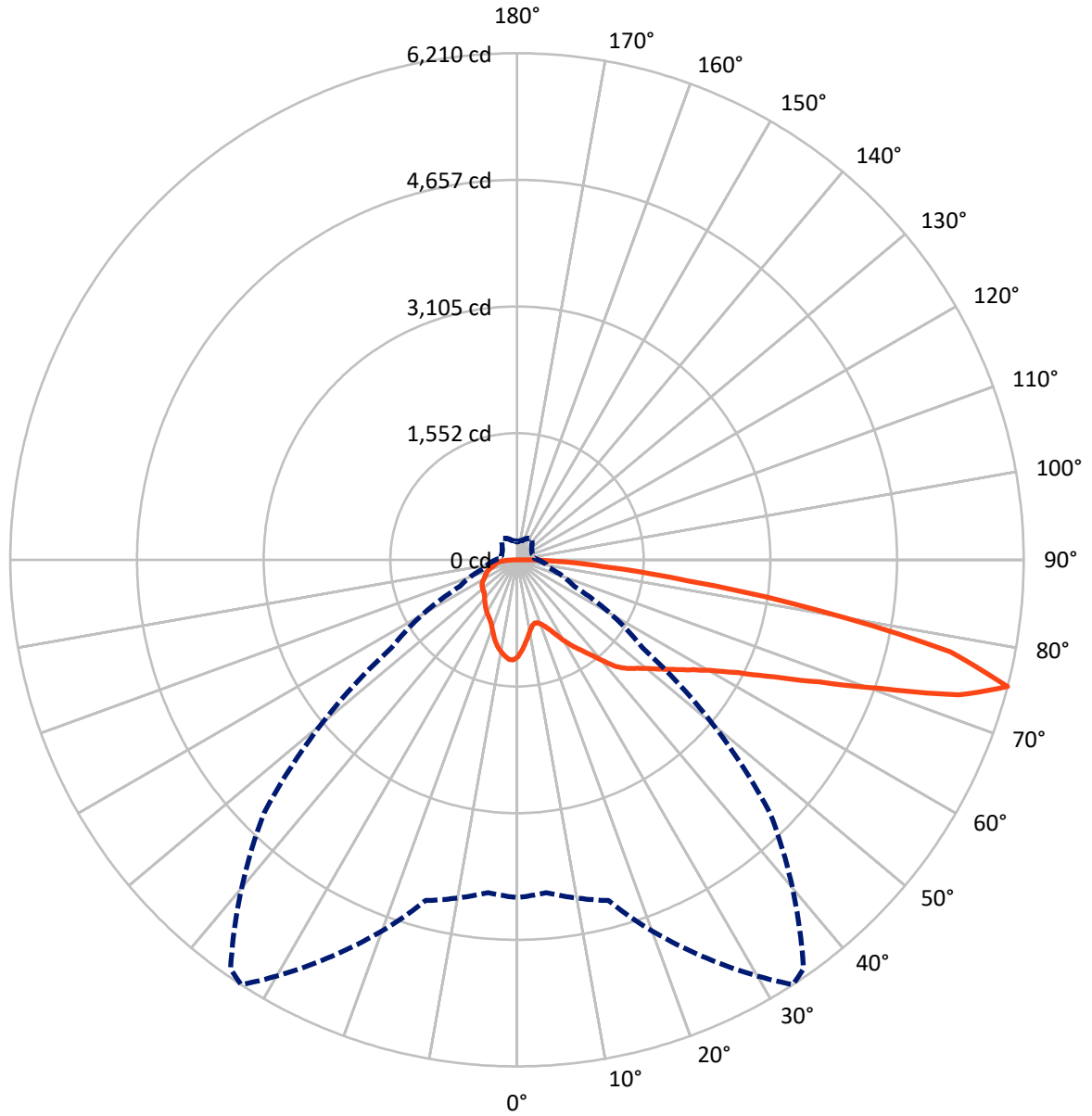
✕ Max cd
 - - - 1/2 Max cd



Based on 10 foot mounting height. Maximum calculated value = 11.9 fc
 Type IV - Short - N/A

REPORT NUMBER: P386011
CATALOG NUMBER: GWC-SA1C-760-U-T4FT

Luminous Intensity Polar Plot



— Vertical Plane Through 33-Deg Lateral - - - Horizontal Cone Through 75-Deg Vertical

REPORT NUMBER: P386011

CATALOG NUMBER: GWC-SA1C-760-U-T4FT

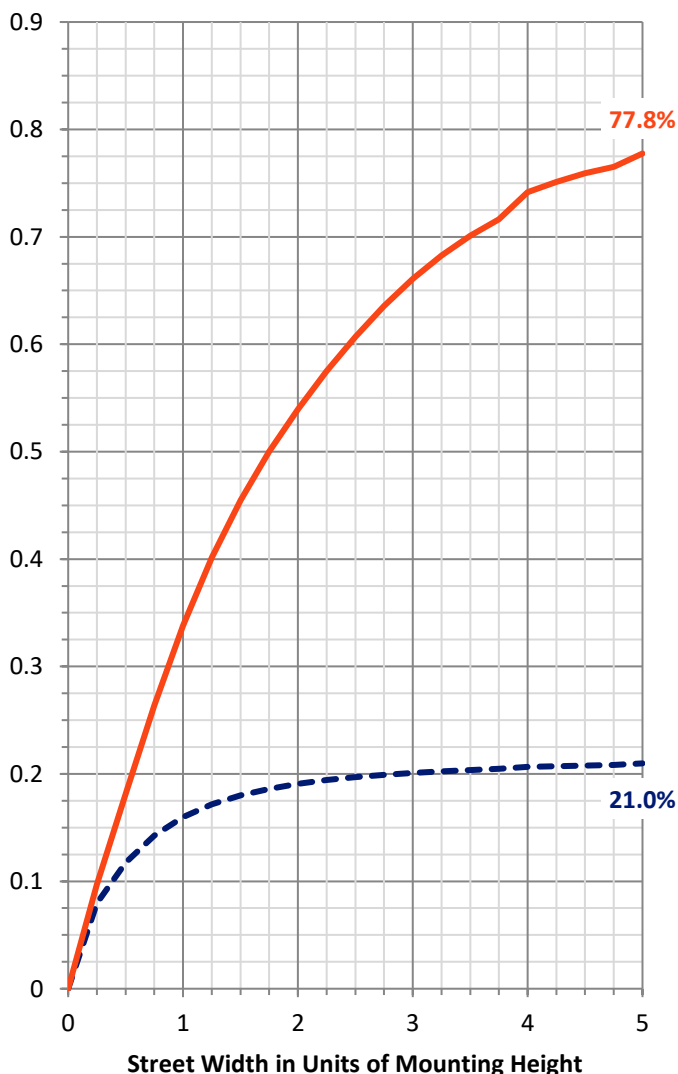
FLUX DISTRIBUTION:

		Downward	Upward	Total
House Side	Lumens	1631.7	0.0	1631.7
	% Fixture	21.5	0.0	21.5
Street Side	Lumens	5967.3	0.0	5967.3
	% Fixture	78.5	0.0	78.5
Total	Lumens	7599.0	0.0	7599.0
	% Fixture	100.0	0.0	100.0

ZONAL LUMENS:

Zone	Lumens	% Fixture
0°-10°	107.4	1.4
10°-20°	290.9	3.8
20°-30°	475.1	6.3
30°-40°	707.6	9.3
40°-50°	1014.9	13.4
50°-60°	1393.3	18.3
60°-70°	1744.3	23.0
70°-80°	1578.0	20.8
80°-90°	287.4	3.8
90°-100°	0.0	0.0
100°-110°	0.0	0.0
110°-120°	0.0	0.0
120°-130°	0.0	0.0
130°-140°	0.0	0.0
140°-150°	0.0	0.0
150°-160°	0.0	0.0
160°-170°	0.0	0.0
170°-180°	0.0	0.0
0°-90°	7599.0	100.0
0°-180°	7599.0	100.0

Coefficient of Utilization



REPORT NUMBER: P386011

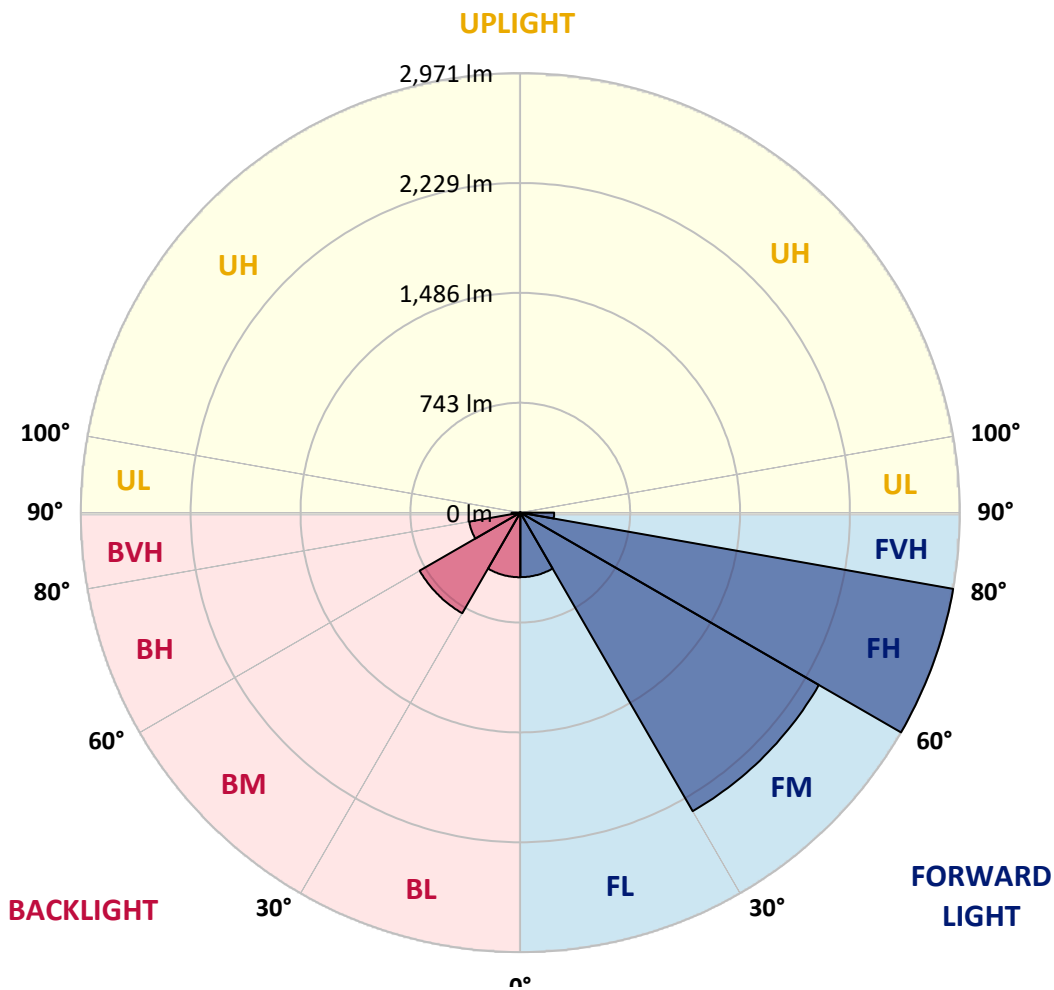
CATALOG NUMBER: GWC-SA1C-760-U-T4FT

LUMINAIRE CLASSIFICATION SYSTEM LUMEN TABLE AND BUG RATING:

Zone	Lumens	% Fixture	Zone Rating/Lumen Limit		
			B	U	G
FL (0°-30°)	436.4	5.7			
FM (30°-60°)	2330.5	30.7			
FH (60°-80°)	2971.5	39.1			G2/5000
FVH (80°-90°)	228.9	3.0			G3/500
BL (0°-30°)	437.0	5.8	B1/500		
BM (30°-60°)	785.3	10.3	B1/1000		
BH (60°-80°)	350.8	4.6	B1/500		G1/500
BVH (80°-90°)	58.5	0.8			G1/100
UL (90°-100°)	0.0	0.0		U0/0	
UH (100°-180°)	0.0	0.0		U0/0	

BUG Rating: B1-U0-G3

Type IV Short





REPORT NUMBER: P386011
 CATALOG NUMBER: GWC-SA1C-760-U-T4FT

CANDELA DISTRIBUTION (FULL):

	0°	5°	15°	25°	33°	35°	45°	55°	65°	75°	85°
0°	1187.8	1187.8	1187.8	1187.8	1187.8	1187.8	1187.8	1187.8	1187.8	1187.8	1187.8
2.5°	1103.0	1098.8	1106.7	1107.7	1114.5	1117.2	1126.6	1141.3	1153.4	1167.3	1179.9
5°	1003.0	1000.1	1011.1	1019.0	1033.9	1040.2	1062.6	1093.8	1121.6	1153.1	1181.7
7.5°	908.0	906.4	918.7	936.6	953.9	962.6	1001.1	1046.5	1093.0	1143.9	1187.8
10°	827.9	827.4	839.2	856.8	882.2	891.9	941.8	1001.7	1066.8	1136.8	1198.0
12.5°	783.0	784.8	790.4	805.1	828.7	838.4	893.8	964.1	1044.7	1134.5	1213.0
15°	794.0	796.9	787.5	786.9	803.7	811.4	863.3	937.4	1029.0	1138.4	1234.8
17.5°	841.0	841.5	816.6	800.9	811.1	815.0	853.9	922.1	1019.8	1147.3	1262.1
20°	907.2	905.9	861.8	835.5	841.0	842.1	867.3	922.4	1019.0	1162.8	1297.5
22.5°	994.8	985.1	925.8	890.1	888.8	887.2	901.7	941.8	1030.5	1188.0	1339.7
25°	1109.3	1100.1	1018.5	969.6	959.1	955.2	957.3	983.3	1053.4	1215.1	1387.0
27.5°	1236.6	1220.6	1141.8	1072.8	1051.0	1045.5	1032.9	1041.8	1078.3	1241.1	1443.2
30°	1343.2	1334.5	1265.7	1183.8	1158.1	1150.2	1117.2	1107.4	1114.3	1276.5	1514.0
32.5°	1402.7	1397.0	1355.2	1289.1	1265.2	1254.2	1207.5	1188.0	1172.0	1332.4	1610.1
35°	1474.9	1471.3	1446.1	1398.0	1362.6	1351.0	1314.8	1294.6	1253.4	1409.3	1734.3
37.5°	1566.8	1562.9	1563.4	1524.5	1482.3	1471.5	1447.6	1426.4	1358.9	1510.4	1869.2
40°	1670.7	1663.1	1660.2	1658.4	1631.6	1625.6	1613.0	1584.1	1491.2	1631.1	2002.3
42.5°	1827.2	1800.2	1742.4	1764.2	1790.7	1787.6	1797.8	1756.3	1638.2	1773.9	2132.2
45°	1978.1	1933.8	1834.0	1838.7	1896.8	1914.3	1991.0	1961.6	1797.5	1930.3	2266.6
47.5°	2046.9	2013.3	1928.5	1928.8	1986.3	2022.7	2190.7	2169.7	1965.0	2108.1	2430.7
50°	2123.8	2090.2	2014.1	2042.7	2092.8	2131.7	2383.7	2372.9	2124.3	2302.6	2627.3
52.5°	2207.8	2150.8	2102.5	2153.7	2224.1	2269.2	2576.9	2547.5	2270.5	2498.4	2853.3
55°	2208.9	2193.4	2230.1	2267.6	2372.9	2428.3	2779.2	2701.5	2389.7	2690.8	3037.3
57.5°	2334.6	2309.4	2387.3	2404.7	2542.2	2604.7	2980.6	2835.7	2511.0	2838.3	3136.5
60°	2501.0	2479.5	2543.3	2588.9	2751.7	2835.2	3195.6	2973.5	2606.3	2949.6	3131.8
62.5°	2788.4	2764.0	2763.2	2827.3	3046.5	3143.6	3436.8	3108.7	2644.1	2971.6	2998.2
65°	3209.2	3170.4	3097.1	3127.6	3453.6	3550.4	3706.4	3206.6	2594.2	2853.5	2654.0
67.5°	3618.7	3617.4	3527.3	3589.8	3991.2	4068.9	4013.5	3216.3	2438.5	2442.2	2043.5
70°	4026.9	4032.1	4016.9	4234.2	4717.5	4798.3	4340.5	3085.8	2088.6	1763.7	1224.3
72.5°	4350.2	4348.9	4425.6	4986.0	5660.1	5642.0	4616.1	2690.5	1499.6	952.1	585.1
75°	4140.8	4095.1	4323.5	5358.2	6209.5	6121.0	4381.7	1876.8	778.3	433.4	315.0
77.5°	2700.8	2744.1	3079.3	4426.4	5431.4	5323.8	3214.7	875.7	366.7	284.3	228.4
80°	978.0	1023.7	1441.9	2507.3	3742.1	3724.5	1583.1	359.9	248.1	214.7	166.4
82.5°	336.5	353.3	568.8	1113.5	2112.8	2191.5	595.6	204.5	180.3	152.2	113.9
85°	132.0	151.2	260.1	535.7	1065.7	1073.6	241.2	122.3	125.5	99.7	62.5
87.5°	50.1	60.9	124.4	248.8	486.7	447.0	86.4	58.3	71.4	59.3	29.7
90°	0.0	0.0	0.0	0.0	0.0	0.0	0.0	0.0	0.0	0.0	0.0



REPORT NUMBER: P386011
 CATALOG NUMBER: GWC-SA1C-760-U-T4FT

CANDELA DISTRIBUTION (continued):

	90°	95°	105°	115°	125°	135°	145°	155°	165°	175°	180°
0°	1187.8	1187.8	1187.8	1187.8	1187.8	1187.8	1187.8	1187.8	1187.8	1187.8	1187.8
2.5°	1189.6	1195.1	1206.7	1214.5	1222.9	1225.3	1226.4	1228.5	1230.6	1229.8	1230.0
5°	1197.0	1207.7	1226.4	1234.2	1237.9	1233.7	1225.6	1219.0	1214.3	1211.7	1210.9
7.5°	1209.0	1224.3	1244.2	1242.9	1234.5	1215.9	1194.9	1179.1	1166.0	1161.3	1158.6
10°	1225.0	1242.9	1256.8	1241.8	1217.4	1185.1	1153.6	1129.2	1109.5	1101.9	1100.6
12.5°	1245.5	1263.6	1266.3	1234.5	1194.1	1150.0	1107.2	1074.9	1045.5	1036.0	1033.9
15°	1272.0	1289.1	1272.8	1221.6	1165.2	1105.9	1050.5	1006.6	975.7	964.1	959.9
17.5°	1299.8	1316.1	1274.1	1200.4	1127.4	1053.6	984.1	939.2	903.8	890.4	888.8
20°	1333.2	1340.5	1268.6	1169.9	1075.4	985.9	912.7	870.4	851.5	842.1	841.0
22.5°	1374.4	1366.5	1256.0	1128.7	1009.5	907.7	848.1	828.4	823.7	821.6	822.4
25°	1418.0	1393.8	1237.4	1074.9	926.3	829.5	800.9	806.4	812.7	811.9	811.9
27.5°	1466.0	1421.6	1208.8	1003.5	834.2	765.4	768.8	789.0	798.5	798.2	798.0
30°	1527.7	1453.1	1172.3	917.7	748.1	720.3	741.0	765.7	778.5	778.0	778.3
32.5°	1603.6	1487.8	1122.7	821.9	685.9	686.9	710.8	735.2	750.2	748.9	749.1
35°	1692.3	1526.6	1055.5	727.4	644.7	660.4	679.3	696.4	710.6	708.7	706.9
37.5°	1788.9	1564.7	966.2	642.8	611.1	635.8	651.5	654.4	660.9	656.2	652.8
40°	1880.7	1593.8	851.3	573.5	577.2	614.8	625.0	613.4	601.6	600.1	595.3
42.5°	1960.8	1603.6	735.0	518.2	541.5	592.7	599.0	574.9	553.6	543.6	539.4
45°	2045.3	1607.0	626.6	471.7	507.1	573.0	579.8	547.6	517.6	496.1	489.0
47.5°	2155.8	1631.6	542.3	437.3	480.9	559.9	569.6	525.8	486.9	456.2	449.6
50°	2300.5	1680.5	473.8	411.1	463.8	551.2	562.3	504.5	461.7	424.7	418.1
52.5°	2461.1	1725.3	418.4	389.8	447.3	536.0	552.8	489.3	438.1	395.6	388.5
55°	2573.4	1691.0	373.8	367.7	425.8	514.2	539.7	476.4	404.2	367.2	360.9
57.5°	2595.0	1573.4	339.9	344.9	399.8	486.9	519.5	447.8	385.9	354.9	348.3
60°	2536.2	1409.6	314.7	323.9	371.9	452.5	481.7	427.6	368.3	341.8	336.2
62.5°	2388.4	1241.8	296.1	305.0	346.0	417.6	458.0	406.3	350.4	326.8	321.3
65°	2089.9	1042.6	278.2	288.2	321.8	387.4	436.8	386.6	332.8	314.7	309.5
67.5°	1577.6	780.9	261.4	270.4	300.3	361.2	413.7	367.2	315.8	304.2	297.9
70°	929.0	489.0	242.3	251.7	277.7	333.9	389.0	346.0	294.5	289.3	281.1
72.5°	432.3	294.3	220.5	229.7	249.4	297.4	357.2	318.1	269.3	257.8	246.7
75°	258.0	215.2	194.8	202.9	216.8	258.6	317.4	289.8	245.4	230.2	218.7
77.5°	192.9	164.6	166.4	175.1	186.4	226.3	281.1	267.5	227.1	215.2	207.4
80°	138.9	124.9	135.7	145.2	157.0	205.8	269.3	247.3	205.3	189.5	182.2
82.5°	92.7	89.8	102.1	111.8	123.4	180.1	253.0	216.6	175.3	155.4	139.1
85°	51.2	54.1	68.8	73.0	82.9	126.8	207.4	174.0	132.0	106.3	101.6
87.5°	21.3	24.9	37.0	35.7	44.1	75.6	136.5	105.0	84.0	62.7	48.8
90°	0.0	0.0	0.0	0.0	0.0	0.0	0.0	0.0	0.0	0.0	0.0

Signify Classified - Internal
Cooper Lighting Solutions Photometric Lab
1121 Highway 74 South
Peachtree City, GA 30269

Scaled Data Report



Report Generated By 670245982

Signify Classified - Internal
Cooper Lighting Solutions Photometric Lab
1121 Highway 74 South
Peachtree City, GA 30269

Scaled Data Report



Signify Classified - Internal
Cooper Lighting Solutions Photometric Lab
1121 Highway 74 South
Peachtree City, GA 30269

Scaled Data Report



Signify Classified - Internal
Cooper Lighting Solutions Photometric Lab
1121 Highway 74 South
Peachtree City, GA 30269

Scaled Data Report



Signify Classified - Internal
Cooper Lighting Solutions Photometric Lab
1121 Highway 74 South
Peachtree City, GA 30269

Scaled Data Report



--- HS — SS

Signify Classified - Internal
Cooper Lighting Solutions Photometric Lab
1121 Highway 74 South
Peachtree City, GA 30269

Scaled Data Report



u

Signify Classified - Internal
Cooper Lighting Solutions Photometric Lab
1121 Highway 74 South
Peachtree City, GA 30269

Scaled Data Report



Signify Classified - Internal
Cooper Lighting Solutions Photometric Lab
1121 Highway 74 South
Peachtree City, GA 30269

Scaled Data Report



(END OF REPORT)